



Hiring demand bulletin

May 2026

Alberta 

Table of Contents

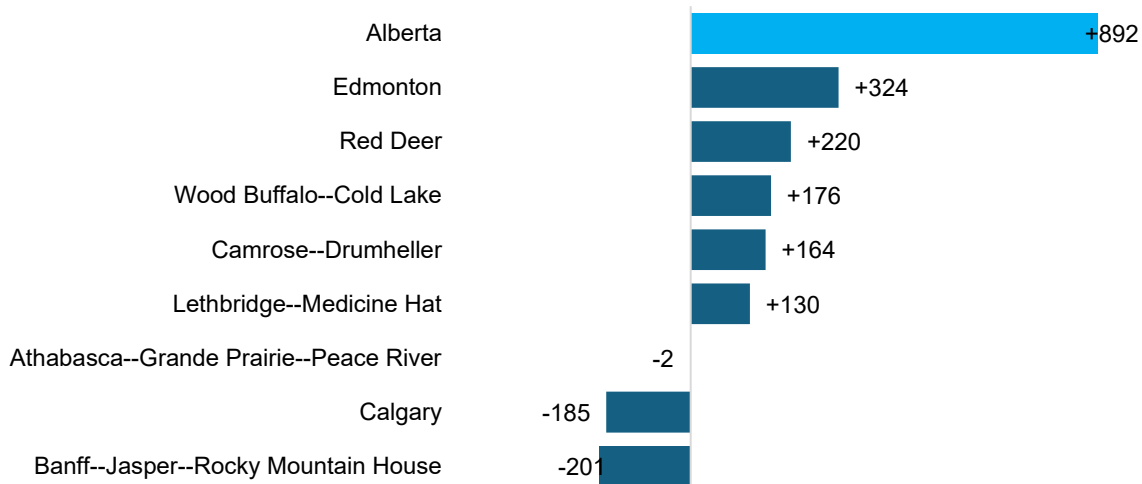
- Highlights 3
- Hiring demand for Alberta..... 4
- Hiring demand for Calgary economic region 5
- Hiring demand for Edmonton economic region..... 6
- Hiring demand for selected occupations..... 7
 - Hiring demand for trades, transport and equipment operators and related occupations . 7
 - Hiring demand for tech occupations 8
 - Hiring demand for health occupations 9
 - Hiring demand for mining and oil and gas extraction occupations 10
 - Hiring demand for education occupations 11
- For more information.....12



Highlights

- In May 2026, there were 32,764 job postings advertised by employers in Alberta's online media¹.
 - The number of job postings in Alberta increased by 2.8 per cent (+892 job postings) from the previous month and was up by 9.2 per cent (+2,753 job postings) compared to May 2025.
 - On a month-over-month basis, job postings increased in five of the eight economic regions of the province.
 - Edmonton (+324 job postings; +3.1 per cent) witnessed the largest increase in job postings, followed by Red Deer (+220 job postings; +14.1 per cent).
 - Banff--Jasper--Rocky Mountain House witnessed the largest decrease in job postings (-201 job postings; -16.1 per cent) followed by Calgary (-185 job postings; 1.6 per cent).

FIGURE 1: MONTH-OVER-MONTH CHANGE IN JOB POSTINGS BY ECONOMIC REGION



Data Source: Signal49 Research

Note: Economic regions do not sum to the Alberta total because some job postings are not classified to an economic region.

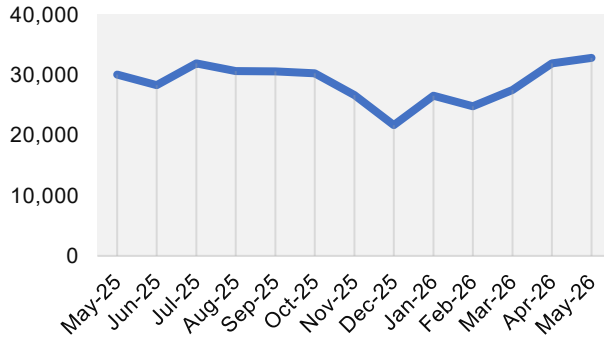
- In May 2026, the number of online job postings increased in only four of the 10 occupational categories, compared to the previous month.
 - The occupational category to register the biggest increase in job postings was trades, transport and equipment operators and related occupations (+1,685 job postings; +37.8 per cent), followed by occupations in education, law and social, community and government services (+410 job postings; +17.8 per cent).
 - Business, finance and administration occupations (-729 job postings; -15.2 per cent) registered the biggest decrease in job postings for the month, followed by natural and applied sciences and related occupations (-380 job postings; -21.3 per cent).
- Statistics Canada's Labour Force Survey (LFS) data for May 2026 shows the following:
 - Employment in Alberta reached 2,670,500, reflecting an increase of 13,900 (+0.5 per cent) from the previous month and a rise of 104,400 (+4.1 per cent) compared to May 2025.
 - The unemployment rate declined to 6.6 per cent, down 0.4 percentage points from April 2026.
 - Full-time employment expanded (+25,700) in May, while a decline in part-time employment (-11,800) offset some of the gains.
 - The largest employment gains were seen in construction (+9,800), healthcare and social assistance (+8,300) and information, culture, and recreation (+5,300).
 - The largest employment losses occurred in wholesale and retail trade (-8,500), manufacturing (-6,200) and public administration (-3,300).
 - Employment rose by 12,900 in the private sector and by 1,200 in the public sector while it fell by 100 among the self-employed.

¹ Following changes in the data sources used by Signal49 Research in January 2026, volume of job postings it uses is expected to fall by about 5.0 per cent compared to data prior to the change.

Hiring demand for Alberta

Number of online job ads

About **32,764** new job postings were advertised by employers in Alberta's online media. This is an **increase of 892** postings compared to the previous month.



Data Source: Signal49 Research

Top five hiring cities

Around two-thirds of job postings in Alberta are concentrated in the following locations:

Calgary	9,573	29.2%
Edmonton	7,982	24.4%
Red Deer	1,166	3.6%
Fort McMurray	1,046	3.2%
Grande Prairie	860	2.6%

Data Source: Signal49 Research

Top three employers

Alberta Health Services	2,322
Walmart Canada	611
McDonald's Restaurant	469

Data Source: Signal49 Research

Top three Classification of Instructional Programs (CIP) groups

52 - Business, management, marketing and related support services	1,645
51 - Health professions and related programs	1,528
13 - Education	1,065

Data Source: Signal49 Research

Top five occupations

63200 - Cooks	866
64100 - Retail salespersons and visual merchandisers	745
31301 - Registered nurses and registered psychiatric nurses	715
73300 - Transport truck drivers	680
60020 - Retail and wholesale trade managers	597

Data Source: Signal49 Research

New job ads by occupation group

28 per cent in sales and service occupations

Sales and service occupations	9,313
Trades, transport and equipment operators and related occupations	6,142
Business, finance and administration occupations	4,059
Health occupations	3,341
Occupations in education, law and social, community and government services	2,707
Natural and applied sciences and related occupations	1,400
Occupations in manufacturing and utilities	445
Natural resources, agriculture and related production occupations	318
Legislative and senior management occupations	270
Occupations in art, culture, recreation and sport	232

Data Source: Signal49 Research

New job ads by skill group

Social-emotional skills	30,903
Occupational skills	28,921
Technologies	8,647
Tools and equipment	6,226

Data Source: Signal49 Research

New job ads by Training, Education, Experience and Responsibilities (TEER) category

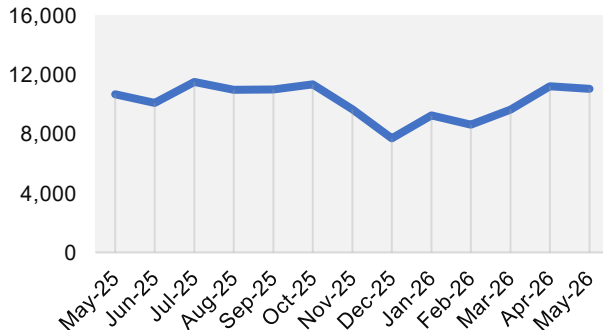
0 - Management	3,641
1 - University degree (bachelor's, master's or doctorate)	3,945
2 - Post-secondary education or apprenticeship program of 2 to 3 years	5,494
3 - Post-secondary education or apprenticeship program of less than 2 years	5,008
4 - Secondary school	3,712
5 - Work demonstration and no formal education requirements	3,792

Data Source: Signal49 Research

Hiring demand for Calgary economic region

Number of online job ads

About **11,033** new job openings were posted online in the region. This is a **decrease of 185** postings compared to the previous month.



Data Source: Signal49 Research

Top five hiring cities

Calgary	9,573	86.8%
Airdrie	415	3.8%
Okotoks	250	2.3%
Cochrane	203	1.8%
Olds	131	1.2%

Data Source: Signal49 Research

Top three employers

Alberta Health Services	464
Walmart Canada	202
University of Calgary	165

Data Source: Signal49 Research

Top three CIP groups

52 - Business, management, marketing and related support services	732
51 - Health professions and related programs	416
14 - Engineering	383

Data Source: Signal49 Research

Top five occupations

63200 - Cooks	268
64100 - Retail salespersons and visual merchandisers	255
60020 - Retail and wholesale trade managers	217
73300 - Transport truck drivers	201

65102 - Store shelf stockers, clerks and order fillers	185
--	-----

Data Source: Signal49 Research

New job ads by occupation group

26 per cent in sales and service occupations

Sales and service occupations	3,100
Trades, transport and equipment operators and related occupations	2,035
Business, finance and administration occupations	1,527
Health occupations	850
Occupations in education, law and social, community and government services	758
Natural and applied sciences and related occupations	655
Occupations in manufacturing and utilities	149
Legislative and senior management occupations	141
Occupations in art, culture, recreation and sport	94
Natural resources, agriculture and related production occupations	64

Data Source: Signal49 Research

New job ads by skill group

Social-emotional skills	10,568
Occupational skills	9,976
Technologies	3,476
Tools and equipment	2,066

Data Source: Signal49 Research

New job ads by TEER category

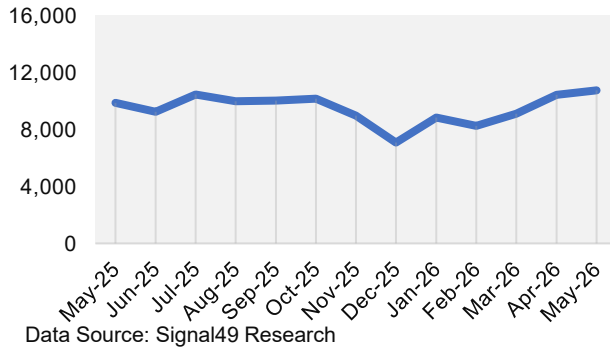
0 - Management	1,351
1 - University degree (bachelor's, master's or doctorate)	1,262
2 - Post-secondary education or apprenticeship program of 2 to 3 years	1,700
3 - Post-secondary education or apprenticeship program of less than 2 years	1,618
4 - Secondary school	1,268
5 - Work demonstration and no formal education requirements	1,229

Data Source: Signal49 Research

Hiring demand for Edmonton economic region

Number of online job ads

About **10,740** new job openings were posted online in the region. This is an **increase of 324** postings compared to the previous month.



Top five hiring cities

Edmonton	7,982	74.3%
Sherwood Park	558	5.2%
Nisku	352	3.3%
St Albert	322	3.0%
Leduc	300	2.8%

Data Source: Signal49 Research

Top three employers

Alberta Health Services	745
McDonald's Restaurant	184
Covenant Health	173

Data Source: Signal49 Research

Top three CIP groups

51 - Health professions and related programs	609
52 - Business, management, marketing and related support services	547
13 - Education	307

Data Source: Signal49 Research

Top five occupations

73300 - Transport truck drivers	309
31301 - Registered nurses and registered psychiatric nurses	279
63200 - Cooks	257
64100 - Retail salespersons and visual merchandisers	229
13110 - Administrative assistants	203

Data: Source: Signal49 Research

New job ads by occupation group

24 per cent in sales and service occupations

Sales and service occupations	2,606
Trades, transport and equipment operators and related occupations	2,332
Business, finance and administration occupations	1,534
Health occupations	1,175
Occupations in education, law and social, community and government services	768
Natural and applied sciences and related occupations	497
Occupations in manufacturing and utilities	152
Legislative and senior management occupations	90
Natural resources, agriculture and related production occupations	88
Occupations in art, culture, recreation and sport	64

Data Source: Signal49 Research

New job ads by skill group

Social-emotional skills	10,157
Occupational skills	9,594
Technologies	2,997
Tools and equipment	2,229

Data Source: Signal49 Research

New job ads by TEER category

0 - Management	1,207
1 - University degree (bachelor's, master's or doctorate)	1,284
2 - Post-secondary education or apprenticeship program of 2 to 3 years	1,898
3 - Post-secondary education or apprenticeship program of less than 2 years	1,696
4 - Secondary school	1,253
5 - Work demonstration and no formal education requirements	1,106

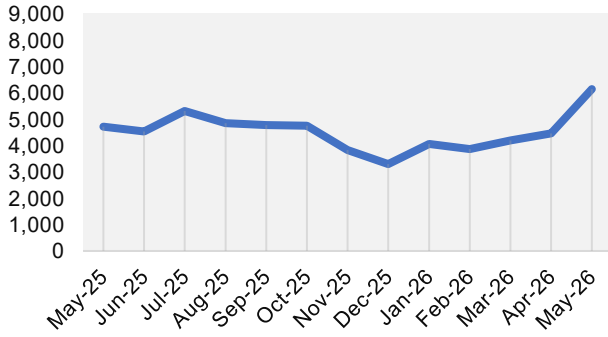
Data Source: Signal49 Research

Hiring demand for selected occupations

Hiring demand for trades, transport and equipment operators and related occupations

Number of online job ads

About **6,142** new job openings were advertised by employers in Alberta's online media. This is an increase of **1,685** postings compared to the previous month.



Data Source: Signal49 Research

Job types for new job postings

97 per cent full-time positions

Three per cent part-time positions

Top five hiring cities

City	Number of Ads	Percentage
Calgary	1,805	29.4%
Edmonton	1,724	28.1%
Fort McMurray	321	5.2%
Red Deer	181	2.9%
Grande Prairie	162	2.6%

Data Source: Signal49 Research

Top employers

1 per cent in GFL Environmental



Data Source: Signal49 Research

Top occupations

11 per cent in transport truck drivers

Occupation	Number of Ads
Transport truck drivers	680
Material handlers	483
Delivery service drivers and door-to-door distributors	449
Automotive service technicians, truck and bus mechanics and mechanical repairers	348
Carpenters	331
Construction trades helpers and labourers	320
Construction millwrights and industrial mechanics	247
Electricians (except industrial and power system)	159
Welders and related machine operators	156
General building maintenance workers and building superintendents	155

Data Source: Signal49 Research

Top three CIP groups

CIP Group	Number of Ads
47 - Mechanic and repair technologies/technicians	153
46 - Construction trades	115
14 - Engineering	63

Data Source: Signal49 Research

New job ads by skill group

Skill Group	Number of Ads
Occupational skills	5,687
Social-emotional skills	5,662
Tools and equipment	2,671
Technologies	857

Data Source: Signal49 Research

New job ads by TEER category

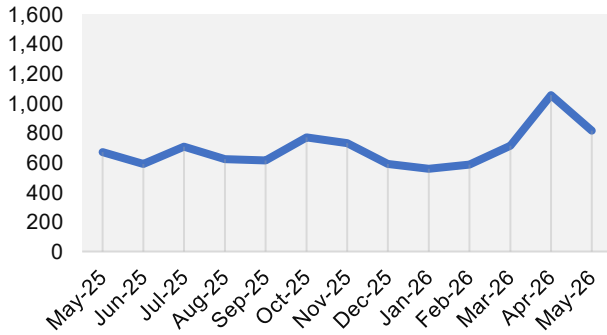
TEER Category	Number of Ads
0 - Management	225
2 - Post-secondary education or apprenticeship program of 2 to 3 years	2,111
3 - Post-secondary education or apprenticeship program of less than 2 years	1,611
4 - Secondary school	145
5 - Work demonstration and no formal education requirements	1,378

Data Source: Signal49 Research

Hiring demand for tech occupations

Number of online job ads

About **816** new job openings were advertised by employers in Alberta's online media. This is a **decrease of 239 postings** compared to the previous month.



Data Source: Signal49 Research

Job types for new job postings

98 per cent full-time positions

Two per cent part-time positions

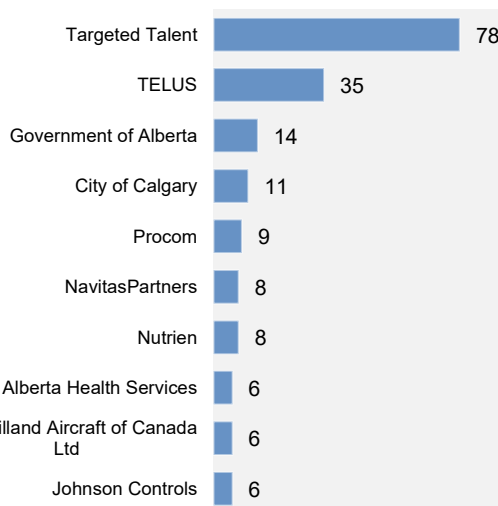
Top five hiring cities

Calgary	399	48.9%
Edmonton	264	32.4%
Fort McMurray	20	2.5%
Lethbridge	9	1.1%
Red Deer	8	1.0%

Data Source: Signal49 Research

Top employers

10 per cent in Targeted Talent



Data Source: Signal49 Research

Top occupations

23 per cent in professional occupations in advertising, marketing and public relations

Professional occupations in advertising, marketing and public relations	106
Software developers and programmers	96
Business systems specialists	74
Advertising, marketing and public relations managers	57
Database analysts and data administrators	53
Electrical and electronics engineers	45
Telecommunications equipment installation and cable television service technicians	44
Software engineers and designers	43
Information systems specialists	32
Data scientists	30

Data Source: Signal49 Research

Top three CIP groups

11 - Computer and information sciences and support services	136
52 - Business, management, marketing and related support services	124
14 - Engineering	111

Data Source: Signal49 Research

New job ads by skill group

Social-emotional skills	789
Occupational skills	770
Technologies	588
Tools and equipment	108

Data Source: Signal49 Research

New job ads by TEER category

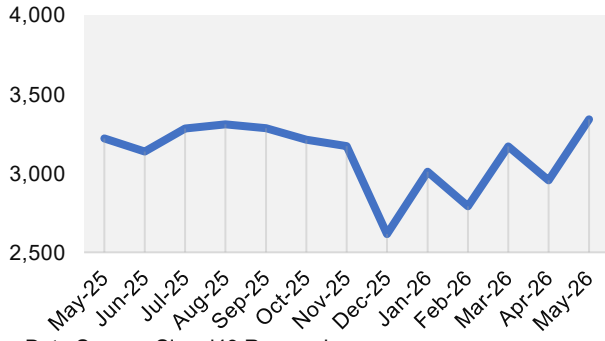
0 - Management	110
1 - University degree (bachelor's, master's or doctorate)	533
2 - Post-secondary education or apprenticeship program of 2 to 3 years	173
4 - Secondary school	0

Data Source: Signal49 Research

Hiring demand for health occupations

Number of online job ads

About **3,341** new job openings were advertised by employers in Alberta's online media. This is an **increase of 385** postings compared to the previous month.



Data Source: Signal49 Research

Job types for new job postings

59 per cent full-time positions
41 per cent part-time positions

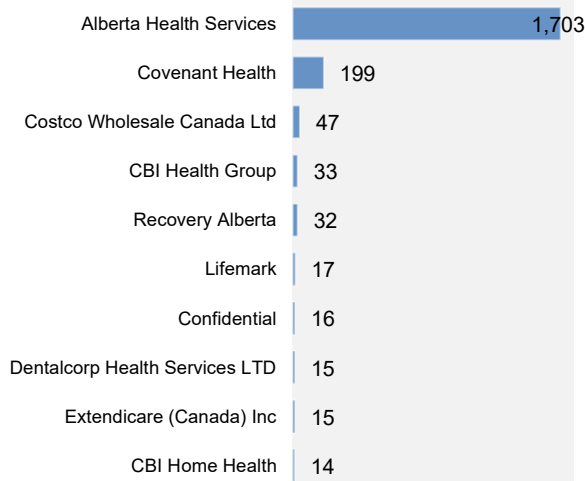
Top five hiring cities

Edmonton	994	29.8%
Calgary	767	23.0%
Red Deer	133	4.0%
Grande Prairie	118	3.5%
Medicine Hat	105	3.1%

Data Source: Signal49 Research

Top employers

51 per cent in Alberta Health Services



Data Source: Signal49 Research

Top occupations

21 per cent in registered nurses and registered psychiatric nurses

Registered nurses and registered psychiatric nurses	715
Nurse aides, orderlies and patient service associates	521
Licensed practical nurses	382
Physiotherapists	147
Occupational therapists	115
Paramedical occupations	114
Medical radiation technologists	106
Other assisting occupations in support of health services	101
Pharmacists	91
Dental assistants and dental laboratory assistants	75

Data Source: Signal49 Research

Top three CIP groups

51 - Health professions and related programs	1,337
31 - Parks, recreation, leisure and fitness studies	171
26 - Biological and biomedical sciences	47

Data Source: Signal49 Research

New job ads by skill group

Social-emotional skills	3,153
Occupational skills	3,106
Technologies	597
Tools and equipment	273

Data Source: Signal49 Research

New job ads by TEER category

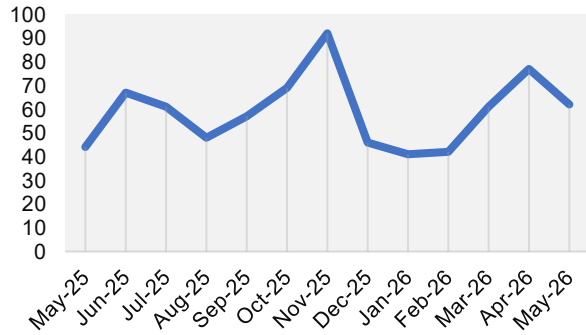
0 - Management	50
1 - University degree (bachelor's, master's or doctorate)	1,462
2 - Post-secondary education or apprenticeship program of 2 to 3 years	908
3 - Post-secondary education or apprenticeship program of less than 2 years	771

Data Source: Signal49 Research

Hiring demand for mining and oil and gas extraction occupations

Number of online job ads

About **62** new job openings were advertised by employers in Alberta's online media. This is a **decrease of 15** postings compared to the previous month.



Data Source: Signal49 Research

Job types for new job postings

100 per cent full-time positions
Zero per cent part-time positions

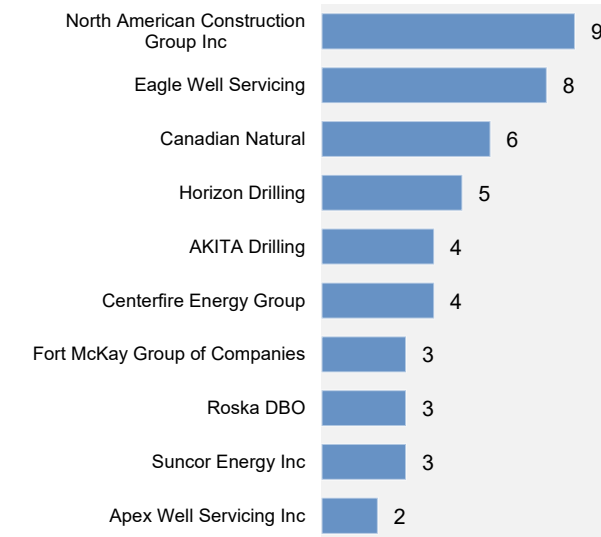
Top five hiring cities

Fort McMurray	22	35.5%
Calgary	6	9.7%
Nisku	4	6.5%
Edmonton	3	4.8%
Grande Prairie	3	4.8%

Data Source: Signal49 Research

Top employers

15 per cent in North American Construction Group Inc



Data Source: Signal49 Research

Top occupations

15 per cent in heavy equipment operators

Heavy equipment operators	9
Transport truck drivers	8
Oil and gas drilling, servicing and related labourers	8
Oil and gas well drilling and related workers and services operators	7
Central control and process operators, petroleum, gas and chemical processing	6
Construction millwrights and industrial mechanics	5
Material handlers	5
Geoscientists and oceanographers	3
Drillers and blasters - surface mining, quarrying and construction	3
Procurement and purchasing agents and officers	2

Data Source: Signal49 Research

Top three CIP groups

14 - Engineering	6
47 - Mechanic and repair technologies/technicians	2
03 - Natural resources and conservation	1

Data Source: Signal49 Research

New job ads by skill group

Social-emotional skills	56
Occupational skills	54
Tools and equipment	19
Technologies	15

Data Source: Signal49 Research

New job ads by TEER category

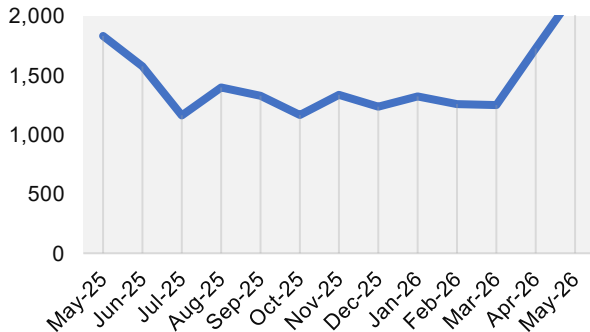
0 - Management	0
1 - University degree (bachelor's, master's or doctorate)	6
2 - Post-secondary education or apprenticeship program of 2 to 3 years	10
3 - Post-secondary education or apprenticeship program of less than 2 years	26
4 - Secondary school	7
5 - Work demonstration and no formal education requirements	13

Data Source: Signal49 Research

Hiring demand for education occupations

Number of online job ads

About **2,198** new job openings were advertised by employers in Alberta's online media. This is **an increase of 472** postings compared to the previous month.



Data Source: Signal49 Research

Job types for new job postings

81 per cent full-time positions
19 per cent part-time positions

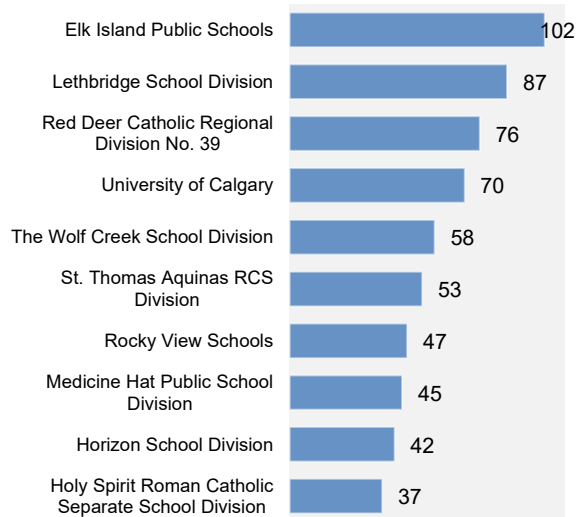
Top five hiring cities

City	Number of Ads	Percentage
Calgary	420	19.1%
Edmonton	306	13.9%
Lethbridge	135	6.1%
Red Deer	114	5.2%
Sherwood Park	86	3.9%

Data Source: Signal49 Research

Top employers

Five per cent in Elk Island Public Schools



Data Source: Signal49 Research

Top occupations

24 per cent in Elementary school and kindergarten teachers

Occupation	Number of Ads
Elementary school and kindergarten teachers	520
Secondary school teachers	513
Home child care providers	244
Home support workers, caregivers and related occupations	231
Early childhood educators and assistants	217
Elementary and secondary school teacher assistants	172
College and other vocational instructors	138
School principals and administrators of elementary and secondary education	50
Other instructors	34
Therapists in counselling and related specialized therapies	15

Data Source: Signal49 Research

Top three CIP groups

CIP Group	Number of Ads
13 - Education	783
51 - Health professions and related programs	37
38 - Philosophy and religious studies	26

Data Source: Signal49 Research

New job ads by skill group

Skill Group	Number of Ads
Social-emotional skills	1,940
Occupational skills	1,083
Technologies	156
Tools and equipment	35

Data Source: Signal49 Research

New job ads by TEER category

TEER Category	Number of Ads
0 - Management	75
1 - University degree (bachelor's, master's or doctorate)	1,223
2 - Post-secondary education or apprenticeship program of 2 to 3 years	219
3 - Post-secondary education or apprenticeship program of less than 2 years	206
4 - Secondary school	475

Data Source: Signal49 Research

For more information

We at Alberta Jobs, Economy, Trade and Immigration are committed to providing ongoing labour market information and insights.

To learn more about hiring demand in Alberta please visit <https://labour-market.alberta.ca/highlights/hiring>

We encourage readers to visit our website for the latest updates on Alberta's labour market and to provide feedback on this report. You can find us at: <https://www.alberta.ca/labour-market-information> or contact us at JETI.LFSAnalyst@gov.ab.ca.

Thank you for your interest in Alberta's hiring demand bulletins.